

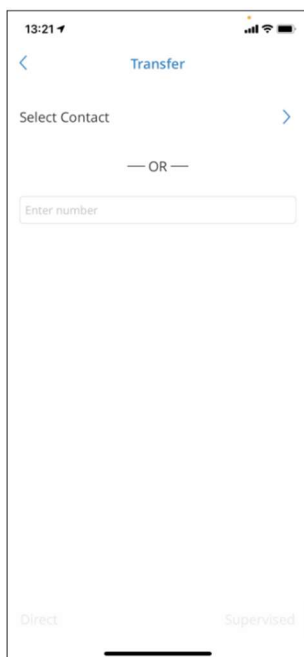
## Call Transfer – Communicator Smartphone App

When a call rings on the users extension and is answered the following screen appears

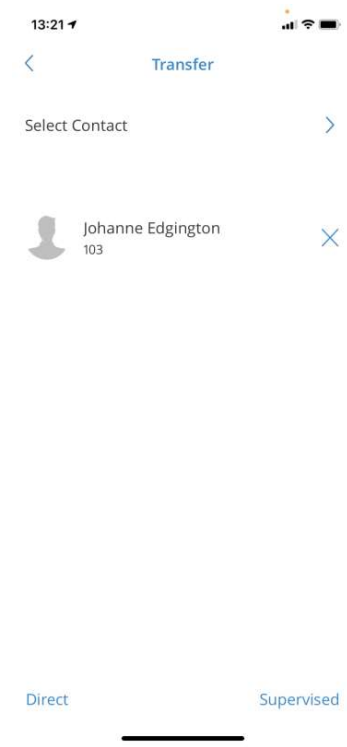
The user can then click on the appropriate button for the required action



Click on **Transfer** and the following screen appears




If we, for example, the users clicks on “**Select Contacts**” they will get a list of contacts on the VOIP system and when they click on a specific contact they will get the next screen below



If **Direct** is clicked the call is sent to this contact without the user speaking to the contact first

If **Supervised** is selected the contact will have to answer before the call can be transferred



If the contact wants to take the call press **Complete**, if not press **Cancel**